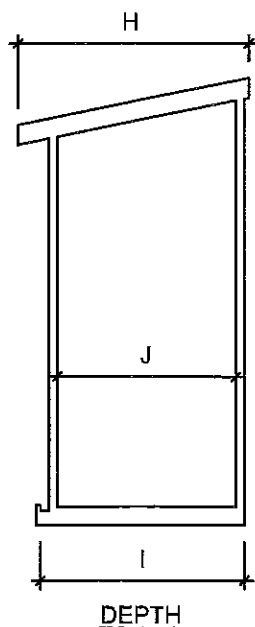
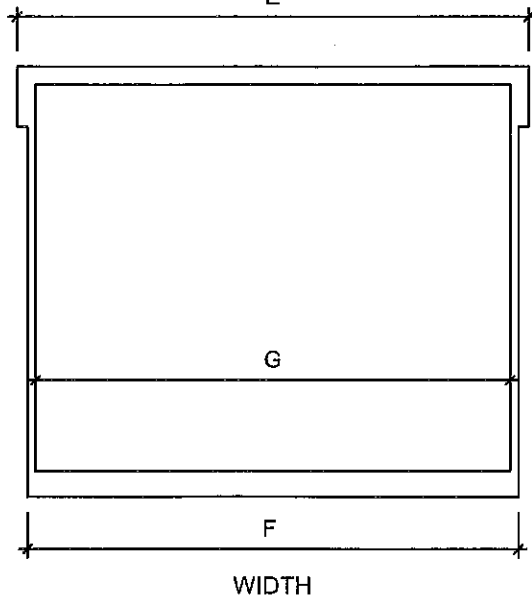
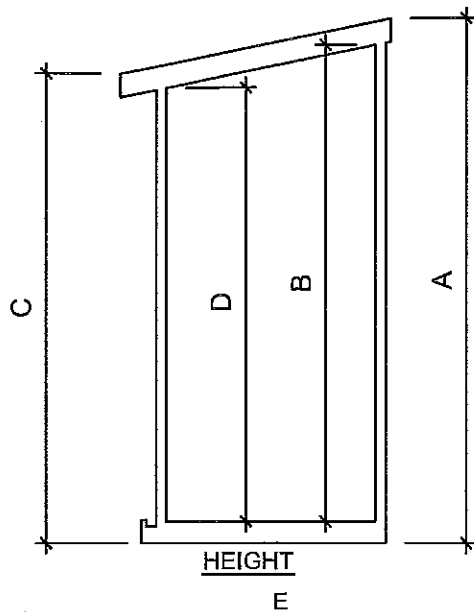


CEDARSHED PRODUCTS-MATERIAL SPECIFICATION SHEETS

| | | sheds | gazebos | enclosed gazebos |
|---------------------------|---------------------------|---|---|---|
| floor | selected grade and better | 2x4 joist 5/8" plywood | 2x4 joist 1 1/2" thick deck boards | 2x4 joist 1 1/2" thick deck boards |
| framing | selected grade and better | 2x3 framing | 2x4 framing 2x4 beveled posts | 2x4 framing 2x4 beveled posts |
| Walls | | 6 ft high | 7 ft high | 7 ft high |
| | selected grade and better | 1/2" bevel | shaped handrail 2x2 baluster sidewall | 3/4" thick grooved cedar paneling |
| Door Hardware | Dutch door | black powdered coated steel | | |
| | double door | black powdered coated steel | | black wrought iron |
| | sliding door | black powdered coated steel aluminum double track with 4 wheeled hangers (2) | | |
| | solid door | antique nickel finish locking door set | | |
| | screen door | | black screen door set with spring hinges | |
| Windows | all windows | 1/8" plexiglas | | 1/8" plexiglas |
| | Sunhouse Specific | 1/4" thermoclear 1/2" foam tape | | |
| Window Hardware | all windows | black powder coated steel | | black powder coated steel |
| | sliding windows | aluminum double track with 4 wheeled hangers (2) | | aluminum double track with 4 wheeled hangers (2) |
| Roof | | 1/2" tapersawn shakes 15 lb. roofing felt 3/4" thick cedar roof batten | 1/2" tapersawn shakes 15 lb. roofing felt 3/4" thick cedar grooved paneling | 1/2" tapersawn shakes 15 lb. roofing felt 3/4" thick cedar grooved paneling |
| Trim Pieces | selected grade and better | 3/4" thick cedar | 3/4" thick cedar | 3/4" thick cedar |
| Fasteners | screws | ceramic coated screws | ceramic coated screws | ceramic coated screws |
| | nails | hot dipped galvanized | hot dipped galvanized | hot dipped galvanized |
| | SunHouse Specific | screws with neoprene washers | | |
| Gazebo Screen Kits | | | 1" thick cedar frames .185" black spine 16x18 hole/in. black fiberglass screening | 1" thick cedar frames .185" black spine 16x18 hole/in. black fiberglass screening |

YARDSAVER GARDEN SHED SPECIFICATION

Revised 07/26/07



Western Red Cedar Shingle Roof
 All framing components are nominal 2"x3" in size
 2"x3" floor joists on 16" centers
 Wood siding is Bevel Siding
 Window panel can be placed on front left or right side of the shed
 All windows are plexi glass windows - 1/8" thick

| Measurements for Yardsaver | | |
|--------------------------------|--|----------------|
| Dimension (metric in brackets) | | |
| Size | 8' x 3' (2438x914) | |
| Inside Area | 19.03 Sq. Ft. (1.77 m ²) | |
| Height | A | 80" (2032) |
| | B | 72" (1829) |
| | C | 68" (1727) |
| | D | 63 1/2" (1613) |
| Width | E | 94" (2388) |
| | F | 90" (2286) |
| | G | 87" (2210) |
| Depth | H | 44" (1118) |
| | I | 36" (914) |
| | J | 31 1/2" (800) |
| Door | 44"x66" (1118x1676) | |
| Window Opening | 16 1/4"Wx25 1/4"H (413x641) Non-functional window | |
| Weight | 450 lbs (204.12 kg) | |
| Package Size | 93"Lx44"Wx25"H (2362x1118x635) | |

